





DE-1000™ LP GBD™



*A Low Profile, Gear Box Drive Centrifuge
Part of the Derrick DE-1000™ Series*

Derrick DE-1000™ LP GBD™ Centrifuge

The value-priced DE-1000 LP GBD (Gear Box Drive) centrifuge provides the same robust reliability and performance capabilities as the original DE-1000 GBD. The new design utilizes a smaller footprint and improved manufacturing processes to reduce the price, while maintaining all of the same major components in order to provide up to 3180 G's at 4000 RPM. The centrifuge is powered by a 50 HP motor via a fluid coupling which offers a low amp, soft start. The rotating assembly is coupled to a gear box, fitted complete with a spring loaded torque out assembly with manual reset. The stainless steel bowl (14" ID X 49" long) and cover are easy to clean and maintain. All start/stop buttons and manual switches are easy to reach when standing on the skid platform. Transportation brackets enable the rotating assembly to be raised to protect the bearings during shipment.




Electrical Installation

The centrifuge and feed pump are controlled by starters mounted in the provided explosionproof control panel. For installation, the feed pump is connected to the explosionproof control panel and then power is supplied to the explosionproof control panel via a 2 inch electrical conduit connection.



2

Effluent Ports



3

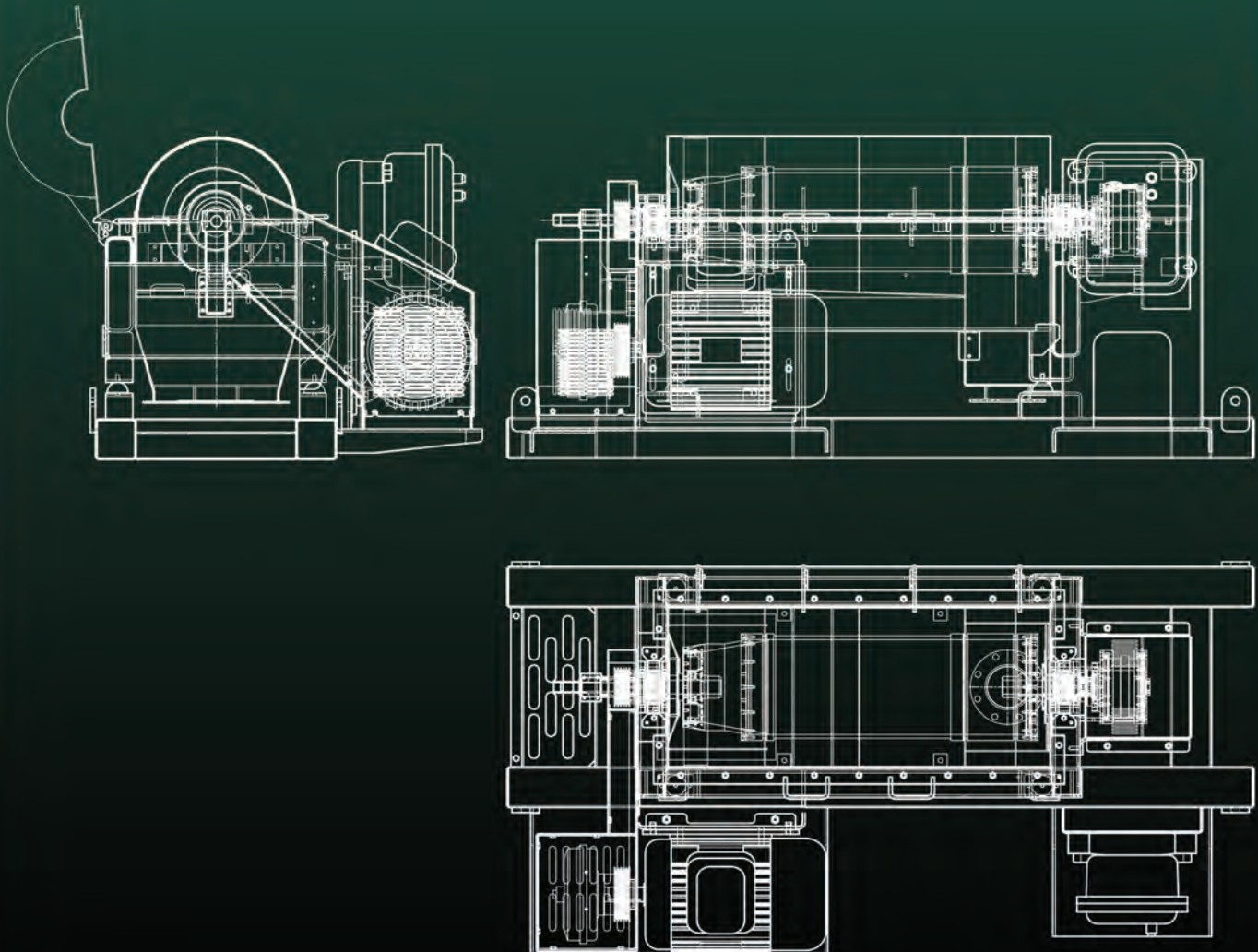
Control Panel



Derrick DE-1000™ LP GBD™ Centrifuge

Centrifuge Dimensions

Height:	47 3/8" (1204 mm) – Lid closed	66 13/16" (1696 mm) – Lid open
Width:	57 11/16" (1465 mm) – Lid closed	69" 15/16 (1776 mm) – Lid open
Length:	110" (2794 mm)	
Feed Height:	35" (889 mm)	
Weight:	5200 lbs (2359 kg)	
Motor:	50 HP, 3 Phase, 65 FLA	



15630 Export Plaza Drive • Houston, Texas 77032
Toll Free: (866) DERRICK • Phone: (281) 590-3003 • Fax: (281) 442-6948
E-mail: derrick@derrickequipment.com • www.derrickequipment.com